

## SPaG.com: A Guide For Parents

As part of the school's move to a new digital based, home learning approach, we have now subscribed to SPaG.com, an online Spelling, Punctuation and Grammar program for children in Years 1 - 6.

SPaG.com is a great way for children to access a range of grammar based activities, consolidate their learning and develop their understanding of key spelling and grammatical skills.

### Set Activities

- Teachers will set a weekly activity for the children, focussing on a particular skill.
- Every third week, a longer general grammar activity will be set, to assess a range of skills.
- Children's responses are marked online and therefore their strengths and areas to develop are immediately highlighted.

### How to access the Website

[www.spag.com](http://www.spag.com)

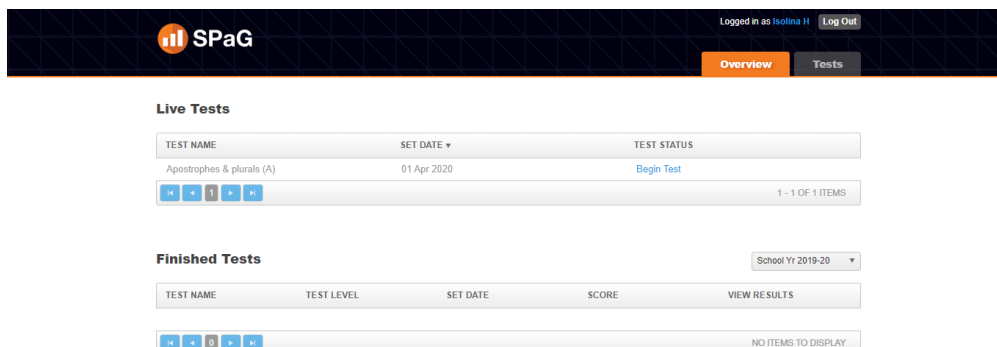
Username: XXXX

Password: XXXX

Either click on the **link** above or type it into a search engine, then log in using your child's unique username and password, which you have been provided with.

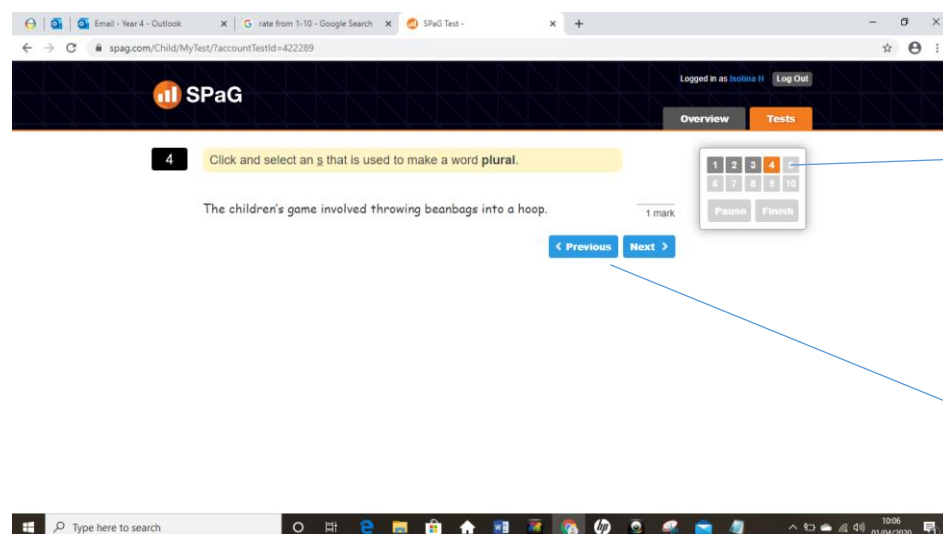
### How to access the Activities

Once you have logged in, the home screen will identify the activity/ test that your child has been set. You can click on this to begin the activity.



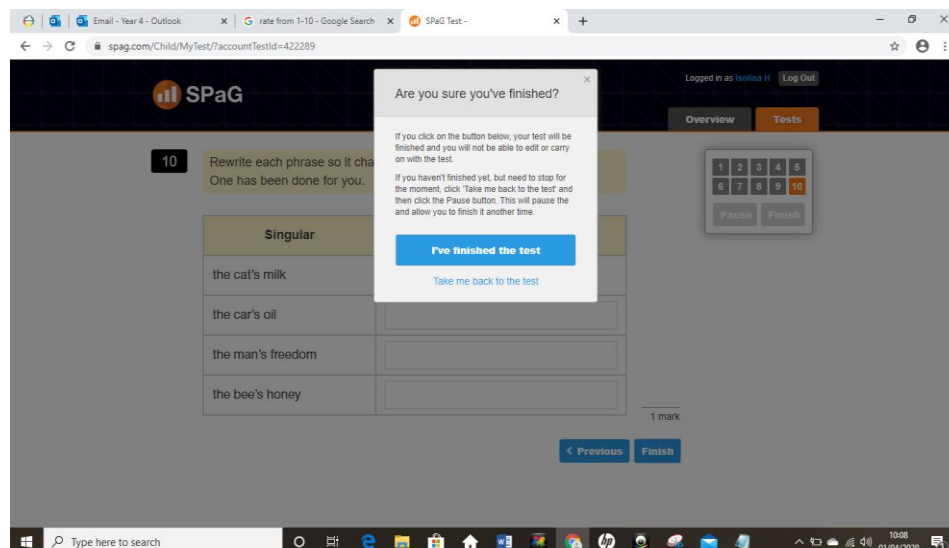
The screenshot shows the SPaG.com website interface. At the top, there is a dark blue header with the SPaG logo on the left and a user login status 'Logged in as Isolina H' with a 'Log Out' link on the right. Below the header, there are two tabs: 'Overview' (highlighted in orange) and 'Tests'. The main content area is divided into two sections: 'Live Tests' and 'Finished Tests'. The 'Live Tests' section contains a table with columns 'TEST NAME', 'SET DATE', and 'TEST STATUS'. It shows one test: 'Apostrophes & plurals (A)' set on '01 Apr 2020' with a 'Begin Test' link. Below the table is a pagination bar showing '1 - 1 OF 1 ITEMS'. The 'Finished Tests' section has a dropdown menu for 'School Yr 2019-20' and a table with columns 'TEST NAME', 'TEST LEVEL', 'SET DATE', 'SCORE', and 'VIEW RESULTS'. It shows 'NO ITEMS TO DISPLAY'.

During an activity, you can see the number of questions that your child has to answer. You also have the option to **pause** and return to the test or click the **finish** button when it has been completed.



This box denotes the number of test questions and the question that is live (in orange).

There is an option to edit a previous question by clicking **Previous**, or to leave a question and come back to it by clicking **Next**.



Once all the questions are completed, this screen will appear. You have two options:

1. Click on **Take me back to the test**, where you can check and edit your answers, or
2. Click on **I've finished the test**, to show that you have finished the task.

Test Complete

You achieved a score of

**20%**

[Click here](#) to return to main menu.

Once you have clicked on **I've finished the test**, the computer will mark the test for you and provide you with the percentage of questions that were correctly answered.

Overview Tests

**Live Tests**

TEST NAME	SET DATE	TEST STATUS
NO ITEMS TO DISPLAY		

**Finished Tests**

TEST NAME	TEST LEVEL	SET DATE	SCORE	VIEW RESULTS
Apostrophes & plurals (A)	Year 4	01 Apr 2020	60%	<a href="#">View Results</a>
Apostrophes & plurals (A)	Year 4	01 Apr 2020	20%	<a href="#">View Results</a>

Under the **Finished Test** section, you will be able to look back at your test to see which questions you answered correctly and which ones were incorrect.

Click on the **view results** box for any test you wish to look at.

Answers Review

1 Tick the words that could complete the sentence below.

The \_\_\_\_\_ desk was very messy.

Tick two.

teacher's ☒

teachers ☐

boys ☐

boy's ☐

The question numbers highlighted in **orange** indicate incorrect answers.

If you click on the **Show Answers** box, it will allow you to view the correct answers. When the box is in the **ON** position, the correct answer will then be displayed alongside the original answer you entered.

Children can work through the set activities either independently or with adult support. They are designed to cover areas to develop your child's spelling and grammar skills, which they will then apply to their writing overtime.

If there is an specific area that your child is finding particularly challenging, then try using a search engine (e.g. Google) and type in a grammatical concept such as '*adverbs*'. This will then direct you to webpages that may provide further explanations or additional support.

We hope that the children enjoy the activities set. Where possible, it would be great if you could encourage them to apply what they have learnt to their weekly writing tasks.