



Accessing Google Classroom

Click on the following link to access the login page: <https://classroom.google.com/>.

Alternatively, you can type in 'Google Classroom Login' into your search engine and click the sign in web link. **Please note, if you have a personal Gmail account, you will need to sign out of this as Google Classroom is only available for approved school accounts.**

- 1) To access Google Classroom, **Joe Bloggs** has been set up with a Google for Education account. It consists of a unique username (email) and password, which is outlined below.

USERNAME: **joebloggs@dayslaneprimary.co.uk**

PASSWORD: **XXXXXX**

Google
Sign in
Use your Google Account

Email or phone

Forgot email?

Not your computer? Use Guest mode to sign in privately.
[Learn more](#)

Create account

Next

Welcome

dev.bansal11581@gmail.com

Enter your password

Forgot password?

Next

- 2) Once you have entered your username and password, there will be a welcome message. Please read it and then click **Accept**.

Google

Welcome to your new account

Welcome to your new account: first.last@ps376.com. Your account is compatible with many Google services, but your ps376.com administrator decides which services you may access using your account. For tips about using your new account, visit the Google Help Center.

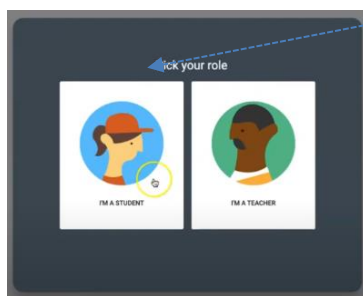
When you use Google services, your domain administrator will have access to your first.last@ps376.com account information, including any data you store with this account in Google services. You can learn more [here](#), or by consulting your organization's privacy policy, if one exists. You can choose to maintain a separate account for your personal use of any Google services, including email. If you have multiple Google accounts, you can [manage which account](#) you use with Google services and [switch between them](#) whenever you choose. Your username and profile picture can help you ensure that you're using the intended account.

If your organization provides you access to the G Suite services, your use of these services is governed by your organization's G Suite agreement. Any other Google services your administrator enables ("Additional Services") are available to you under the Google Terms of Service and the Google Privacy Policy. Certain Additional Services may also have service-specific terms. Your use of any services your administrator allows you to access constitutes acceptance of applicable service-specific terms.


Click "Accept" below to indicate that you understand this description of how your first.last@ps376.com account works and agree to the Google Terms of Service and the Google Privacy Policy.

Accept

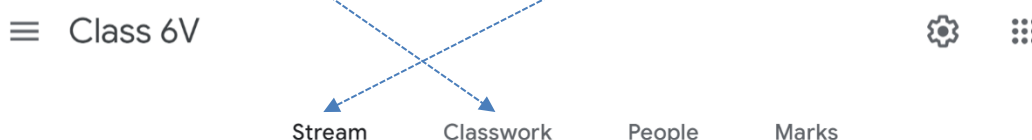
- 3) When you log on for the first time, you will be asked to click if you are a **child** or a teacher.



- 4) Click onto your child's class and you will then see the class homepage.



- 5) From the class home page, you can see messages on the **'stream'** tab and any activities set will be in the **'classwork'** tab.



- 6) We have organised the home learning activities in the **'classwork'** tab under different curriculum folders. The **'Weekly Home Learning Summary'** folder is positioned at the top, to give an overview of all the activities set for the week. Click on the different folders to access home learning activities in each curriculum area.

